

## Lesson 12: How to Get There?

### Lesson Objective

By the end of this lesson, you will be able to:

- ✓ Understanding directions
- ✓ Giving and asking for directions
- ✓ Types of transportation available in the community

### Types of Transportations

After talking about the places in the city, let's talk about the transportation we can use to get to the place we want to go and the transportation we can find in the place we live in.




Van



Ambulance



Police car



Airplane



Bicycle



Taxi



Scooter



Train



Helicopter



Truck



Minibus



Bus



Boat



Becak (pedicab)



Delman (carriage)

## Directions

When we travel, it is possible that we can be lost and we don't know where the places are. It is also possible that we meet someone who is travelling and asking for directions. Here are some expressions we can use when asking and giving directions.

### Asking for Directions

To ask for directions, remember to always be polite. Here are some expressions to show our politeness:

- Hello. Could you help me?
- Good morning. May I ask for some help?
- Excuse me, could you help?






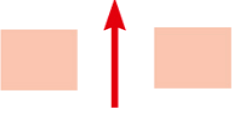
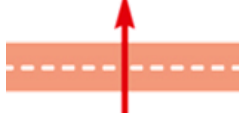

After we get someone's attention, we may ask them to show us the direction of the place:

- Could you tell me how to get to the bank?
- Do you know where the museum is?
- We can't find the bus station. Is it near here?
- Where can we find a park near here?

If you're not sure you're going in the right direction, you can make sure by asking:

- Are we on the right road to the city center?
- Is this the right way to the mall?
- What's the best way to get to the airport?

### Giving Directions

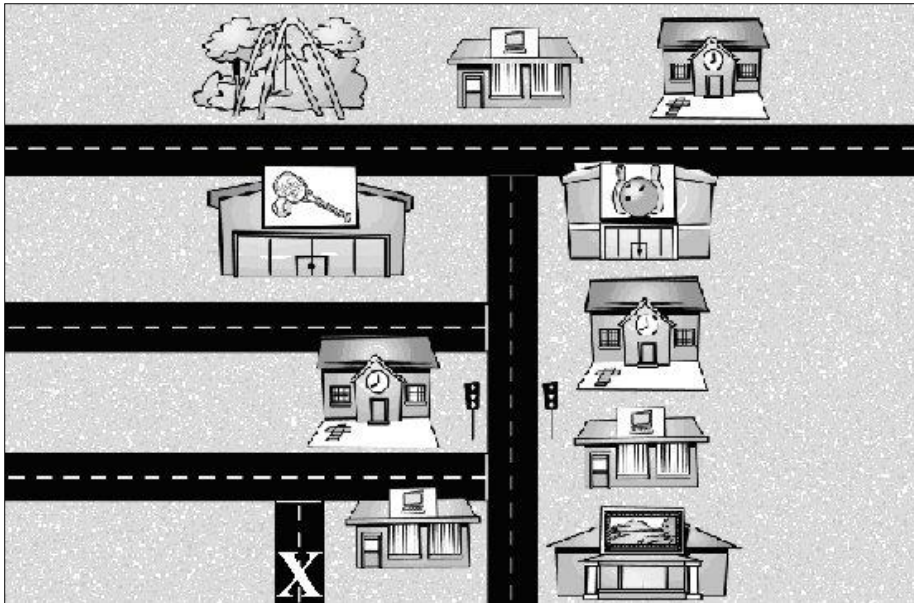
Giving directions			
			
Turn left (at...)	Turn right (at...)	Go straight on	Turn second left
			
Go past ...	Go through	Cross the road	Turn second right

Here are some expressions we can use to give directions:

- Go past the cinema
- Go along this road (go through)
- Go straight on/ahead (stay on this road - don't turn)
- Go through the tunnel.
- At the roundabout, take the first exit.
- Turn left at the crossroads.
- Take the second right.
- It's on your left.
- You'll see it in front of you.
- It's on the other side of the road.
- You're going the wrong way.

**Exercises.**

**Look at this map and write the directions. You are at "X".**



a) A: Excuse me, can you tell me where the bowling alley is, please?

B: Yes.

---



---

A: Thank you very much.

B: \_\_\_\_\_

b) A: Excuse me, is there a park near here?

B: Yes.

---



---

A: \_\_\_\_\_

B: \_\_\_\_\_

Now, have a look at this map and write a complete dialogue. You are at the "X".



a) (ask and give directions to go to the restaurant)

A:

---

B:

---

A: \_\_\_\_\_

B: \_\_\_\_\_

b) (ask and give directions to go to the cinema)

A:

---

B:

---

A:

---

B:

---

---